

# SIGNAL CONVERTER

Serial Signal Converter for Oil Transformers and Panels



## Application

Optical fibers are completely immune to noise, electromagnetic inductions, atmospheric discharges, and voltage surges. Thus, its use is highly recommended in power substations, offshore platforms, or environments vulnerable to the phenomena


Signals transmitted through optical fiber have reduced attenuation and, therefore, can travel longer distances without data loss, power reduction, quality reduction or communication delay.

The speed and data transmission rate through optical fiber are incomparably superior to installations using metallic pairs.


## Main features

 Multimode standard fiber 50/125  $\mu\text{m}$ , 62,5/125  $\mu\text{m}$ , 100/140  $\mu\text{m}$  and 200  $\mu\text{m}$   ST standard fiber optic connector

 Galvanically isolated signals

 Comunicação RS485 independente do protocolo (Half Duplex - 2 fios)

 USB connection with connector Micro-B

 Analog input from 0 to 20 mA, 4 to 20 mA or 0 to 24 Vdc

 Compact case with 22.5 mm in ABS

 Easy mounting on DIN rails

## 4..20mA x Optical Fiber

Allows reliable communication over long distances by transmitting via fiber optic cables directly from a sensor with a supervisory system that recognizes 0..20 or 4..20mA and 0..24Vdc input signals.

## RS-485 x Optical Fiber

- Connection of up to 32 devices interconnected on the RS485 buses and acquiring the signals only with a pair of 62.5/125 mm multimode optical cable using Half Duplex transmission mode.

## USB 2.0 x Fiber Optic

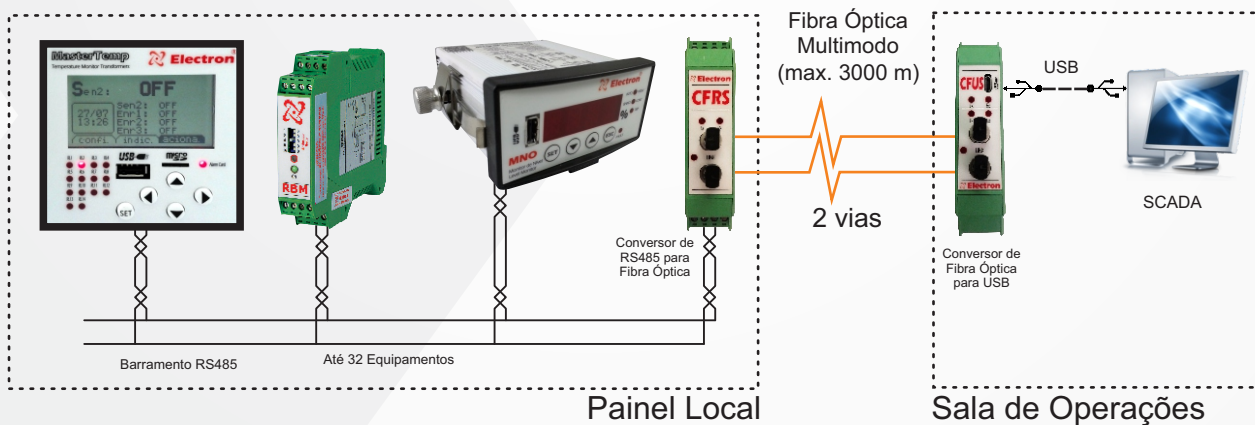
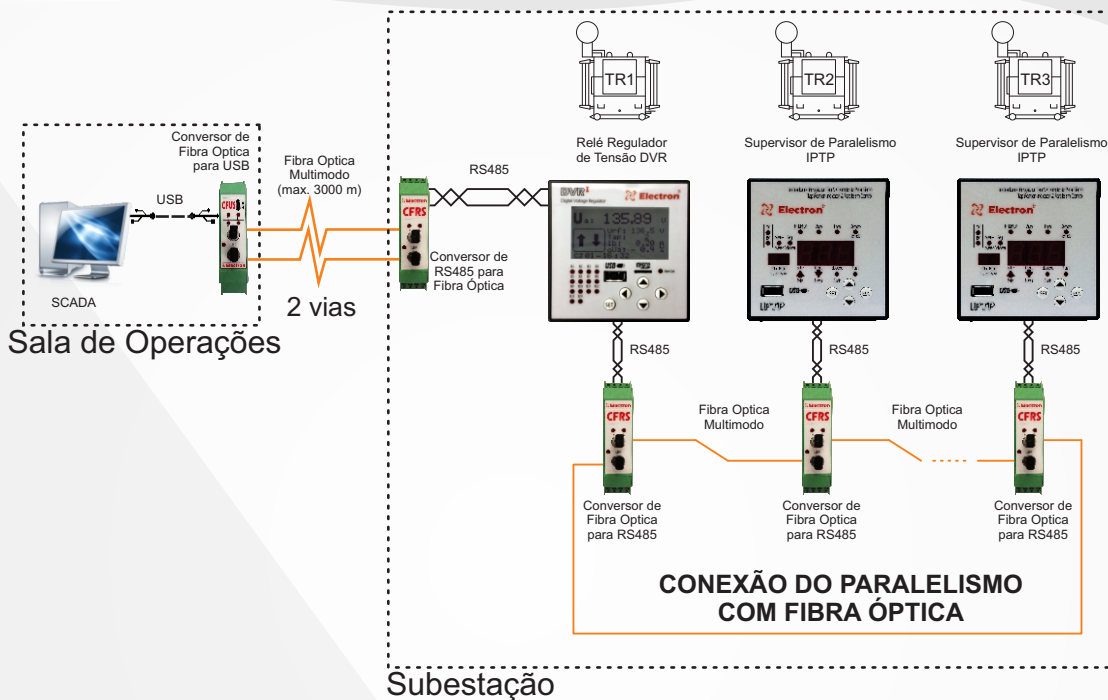
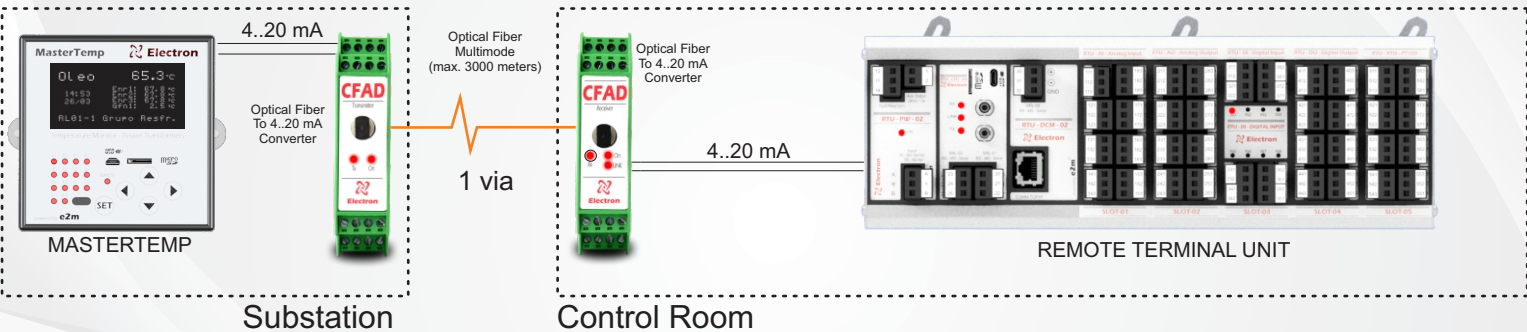
Allows computer connection via USB 2.0 port for optical fiber connecting equipment up to 3000 m away creating immunity against noise, electromagnetic inductions, atmospheric discharges and voltage surges.

## RS485 x USB 2.0

It connects the RS485 bus with the computer's USB 2.0 port, allowing different configurations, creating a great versatility of connections in the network or supervisory system (Scada).

## SIGNAL TRANSDUCER

Converts input voltage (0..24 Vdc) or current (0..20 mA or 4..20 mA) into standardized signals (0..1, 0..5, 0..10, 0..20, 4..20 mA or 0..10 Vdc) allowing communication with the most diverse supervisory equipment on the market.



## Ensaio de Tipo Atendidos

- Tensão aplicada (IEC 60255-5): 2kV / 60 Hz / 1 min (contra terra);
- Impulso de tensão (IEC 60255-5): 1,2/50  $\mu$ s / 5 kV / 3 neg e 3 pos / 5 s Intervalo;
- Imunidade a transitórios elétricos (IEC 60255-4) (IEC 60255-6): 2,5 kV / 1,1 MHz / 2 seg, 400 surtos / seg. - 5 ciclos;